





















**Извадка от Класацията на онкологичните отделения на педиатричните болници в САЩ на списание  
U.S. News за 2012 г.**

Rank	Hospital	U.S. News Score	Reputation with specialists	Five-year cancer survival	100-day BMT survival	Success in reducing ICU infections	Infection-prevention program	Nurse-patient ratio
#1	<b>Children's Hospital of Philadelphia</b> Philadelphia, PA <small>See Cancer scorecard</small>	100.0/100	Very strong	Average	Very High	 Very good	 Superior	 Superior
#2	<b>Dana-Farber Cancer Center/Boston Children's Hospital</b> Boston, MA <small>See Cancer scorecard</small>	95.7/100	Very strong	Average	High	 Very good	 Superior	 Superior
#3	<b>Cincinnati Children's Hospital Medical Center</b> Cincinnati, OH <small>See Cancer scorecard</small>	92.8/100	Strong	Average	Very High	 Superior	 Very good	 Superior
#4	<b>Texas Children's Hospital</b> Houston, TX <small>See Cancer scorecard</small>	88.6/100	Strong	Average	High	 Very good	 Superior	 Good
#5	<b>Children's Hospital Los Angeles</b> Los Angeles, CA <small>See Cancer scorecard</small>	86.9/100	Strong	Average	Very High	 Very good	 Very good	 Good
#6	<b>St. Jude Children's Research Hospital</b> Memphis, TN <small>See Cancer scorecard</small>	84.2/100	Very strong	Average	High	 Very good	 Superior	 Superior
#7	<b>Seattle Children's Hospital</b> Seattle, WA <small>See Cancer scorecard</small>	82.4/100	Strong	Average	Very High	 Very good	 Superior	 Good
#8	<b>Children's Hospital Colorado</b> Aurora, CO <small>See Cancer scorecard</small>	76.0/100	Strong	Average	Very High	 Modest	 Very good	 Superior

<sup>1</sup> **Източник:** <http://health.usnews.com/best-hospitals/pediatric-rankings/cancer/data>

Notes on measures:

- **Reputation with specialists:** Measures the % of responding specialists surveyed in 2010, 2011, and 2012 who named this hospital among best. Scores from 15% to 49.9% signifies "Strong"; Scores from 50.0% and above signifies "Very strong"
- **Five-year cancer survival:** Measures the survival of patients with acute lymphoblastic leukemia five years from start of treatment; Score of 4, 5 and 6 signifies "Average"
- **100-day BMT survival:** Measures the survival of patients receiving stem cell transplants at 100 days following transplant. Score of 4, 5 and 6 signifies "High"; Scores 7, 8 and 9 signifies "Very High"
- **Success in reducing ICU infections:** Measures the success in minimizing bloodstream infections in cancer patients and pediatric ICU patients.; Score of 1, 2 or 3 signifies "Modest"; Score of 7, 8 and 9 signifies "Very good"; score of 10, 11 and 12 signifies "Superior"
- **Infection-prevention program:** Measures the success in reducing infections through proven measures , such as hand hygiene and vaccination; Score from 15 to 22 signifies "Very good"; Score from 23 to 26 signifies "Superior"
- **Nurse-patient ratio:** Measures the ratio of full time R.N. 's to daily average number of inpatients. The higher the ratio, the more nurses caring for patients. ; Score from 2,6 to 3 signifies "Good"; Score above 3.1 signifies superior.

Актуални данни към 31.08.2012г